

HM-P06 is an ergonomic unidirectional miniature headset microphone with flexible ear hooks and adjustable arm length, allowing users to easily wear it without any assistance and fit the ears perfectly. HM-P06 provides a unique natural and clear sound, suitable for performance, speech, music or broadcast applications. To ensure your HM-P06 headset microphone is safe and comfortable in a live performance environment, it is designed to be sweat-proof, moisture-proof, dust-proof and dirt-proof, and is compatible with all major wireless systems on the market.

### 01 Features

- Miniature shape and ultra-light weight, and designed according to the curvature of human ears.
- The capsule can be assembled left and right, which is more in line with the humanized design.
- Adopts modular structure, cables, clips and windshields can be easily interchanged.
- Eliminates background noise and produces higher resolution.
- Microphones with unidirectional characteristics because the low-frequency level changes depending on the distance from the mouth, which is called the proximity effect.
- Should pay attention to prevent wind and popping noise, such as using a windshield.

### 02 Adjust the Microphone Position (left and right adjustment)



There are a total of 2 clips on the neckband for adjusting the position of the microphone.

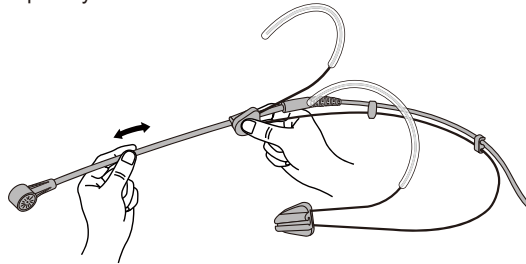


**Note:** Be careful of damaging the microphone neck

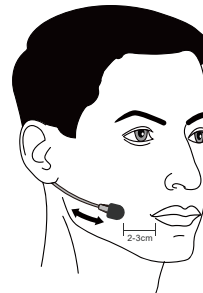
If bent or twisted, the microphone neck may break or affect its functionality. If you bend the microphone pickup capsule frequently, it may also damage the microphone's long neck and affect the adjustment and use of the microphone.

### 03 Microphone Adjustment and Placement

For optimal wearing comfort and to ensure optimal positioning of the microphone, adjust the neck strap and microphone neck to the shape of your head.

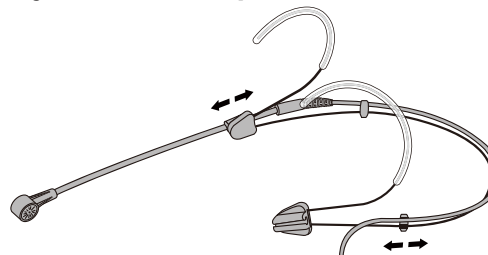


For placement discreetly, you can bend the microphone boom slightly so that the capsule is placed in the desired position. Do not hold the capsule while bending, bend the wire boom, making a smooth curve with your thumb to best fit the profile of the face.



Mount a unidirectional microphone 2-3 cm (1 inch) from the corner of your mouth to ensure optimal sound quality. Use a windshield to reduce wind noise.

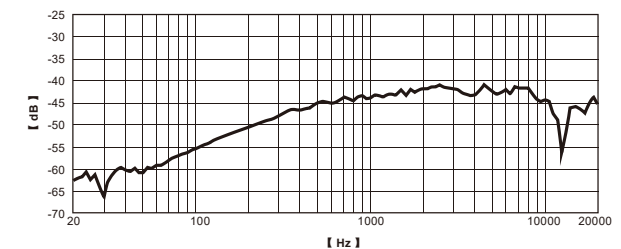
### 04 Adjust Neck Strap



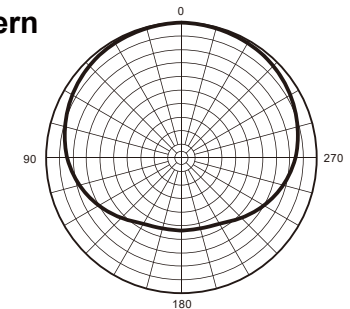
The opening width of the neck strap can be adjusted to ensure optimal wearing comfort.

Adjust the size of the neck strap by pulling on the ear clips for a secure and comfortable fit.

### 05 Frequency Response



### 06 Polar Pattern



### 07 Technical Specifications

Color: Skin

Frequency range: 50Hz — 15KHz

Directivity: Unidirectional

Output Impedance: 2.2KΩ ± 5% at 1KHz

Total harmonic distortion: THD 0.8%/1KHz

Max. SPL: 94dB/SPL

Sensitivity: -42dB ± 1.5dB at 1KHz (0dB=1V/Pa)

S/N Ratio: >65dB

Dimensions of capsule: Φ6x3mm

Connector: 3.5mm plug

Weight: About 23.9g