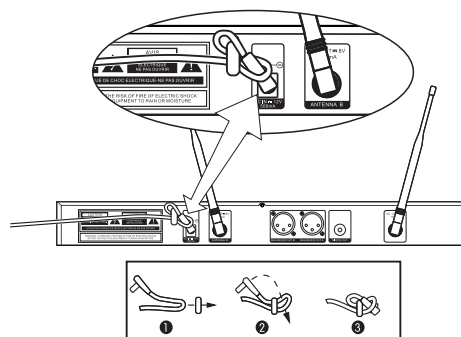
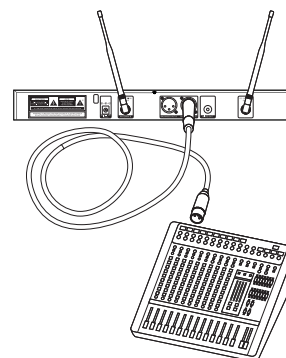


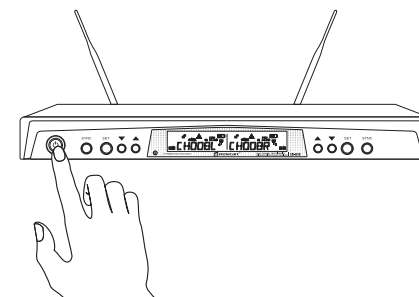
1. Install Antenna



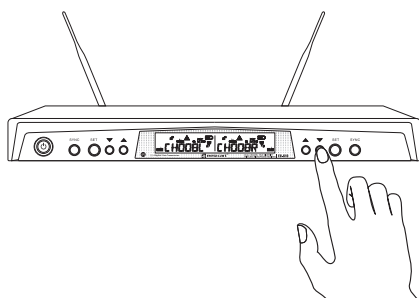
2. Plug Receiver into AC power supply



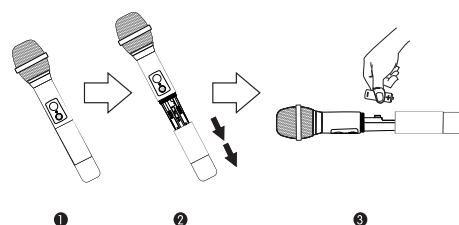
3. Connect Receiver With Audio System



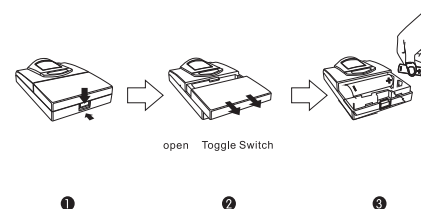
4. Turn on Receiver



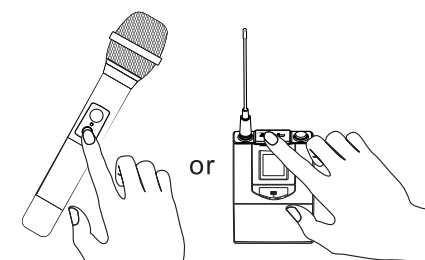
5. Press ▼ until appears "AFS", automatically search out the interference-free frequency



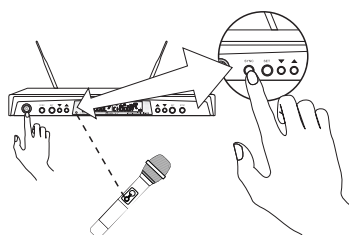
6. Install Batteries in Handheld Transmitter



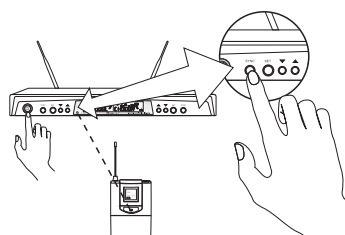
7. Install Batteries in Bodypack Transmitter



8. Turn on Transmitter

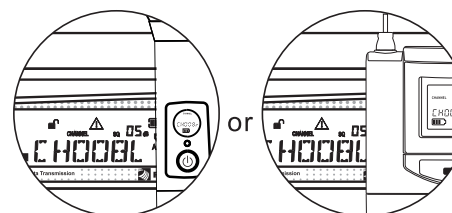


or



Transmitter's IR interface facing receiver (within one meter is the best distance of synchronization.)

9. Press SYNC, synchronization of transmitters via IR interface from receiver.



Both the receiver and transmitter display the same frequency

10. Frequency Sync Finished



11. Start Using the Microphone