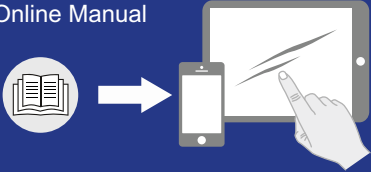




BG-24

True Diversity
Wireless Microphone System
Quick guide

Online Manual



www.relacart.com/downloads

Q BG-24_

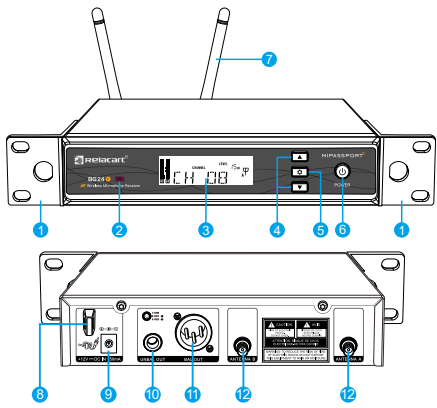


@relacart
@relacart
@relacart

Relacart Electronics Co., LTD.

1302, South tower world trade centre complex,
371-375 Huanshi Dong Road, Guangzhou
www.relacart.com

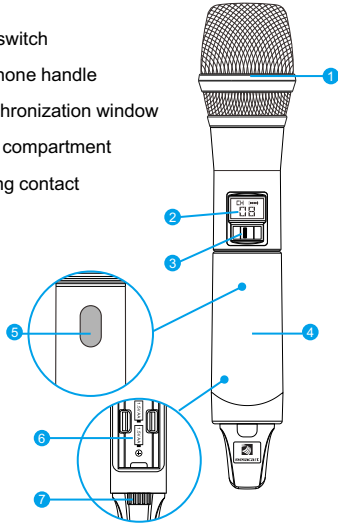
BG-24 Receiver



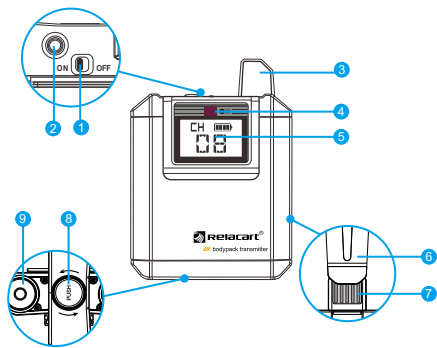
- 1 Corner code fixing bracket
- 2 Infrared data Transmission Window (iR)
- 3 LCD display screen
- 4 Select button
- 5 Set button
- 6 Power switch
- 7 SMA antenna
- 8 Anti pull device
- 9 DC power socket
- 10 Φ6.3mm parallel audio output
- 11 XLR balanced audio output
- 12 RF antenna input

BG-24 Wireless handheld microphone

- 1 Microphone pickup module
- 2 Display
- 3 Power switch
- 4 Microphone handle
- 5 IR synchronization window
- 6 Battery compartment
- 7 Charging contact

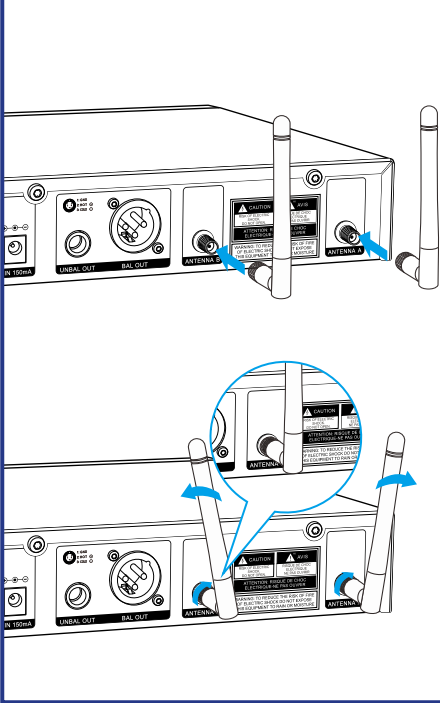


BG-24 Wireless lavalier microphone

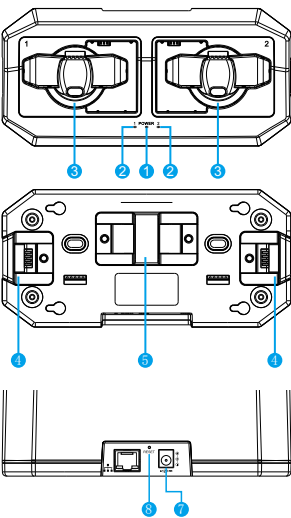


- 1 Power switch
- 2 Audio input socket
- 3 Transmitting antenna
- 4 IR synchronization window
- 5 Display
- 6 Fixed back clip
- 7 Charging contact
- 8 Battery compartment open button
- 9 Battery compartment

SMA antenna installation



Charging stand

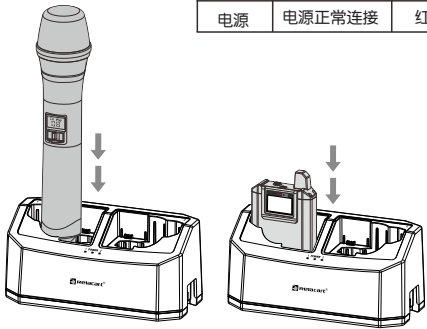


- 1 Power indicator light
- 2 Charging slot charging status indicator light
- 3 Charging cabin
- 4 Charging dock level connection port
- 5 Charging dock connection accessory slot
- 6 Charging dock connector
- 7 DC IN power socket
- 8 Reset hole

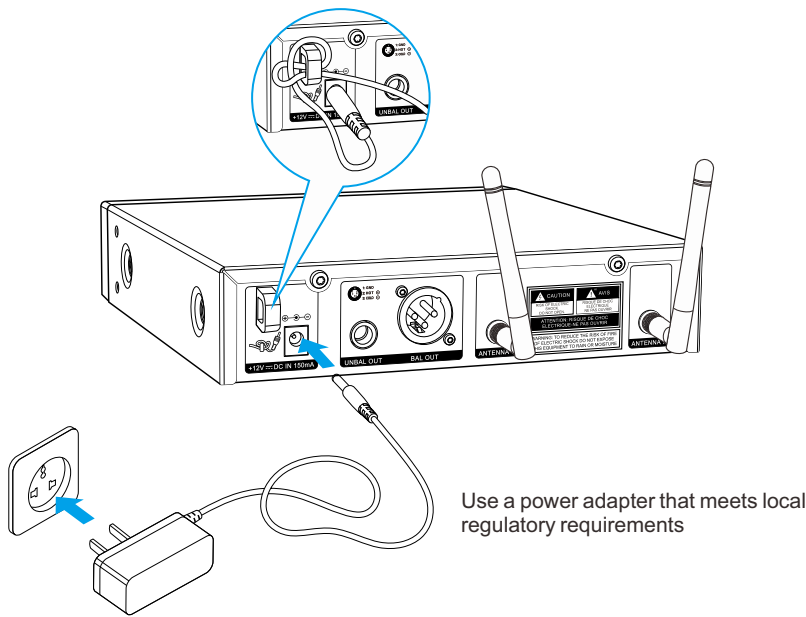
充电时，将电池和发射机放在充电舱中，如图所示。
LED 点亮指示电池状态。

1 POWER 2
充电状态 电源 充电状态

| | 状态 | 指示灯 |
|---------|--------|------|
| 1/2 充电舱 | 正在充电 | 红色慢闪 |
| | 充电完成 | 绿色 |
| | 错误/异常 | 红色快闪 |
| 电源 | 电源正常连接 | 红色 |

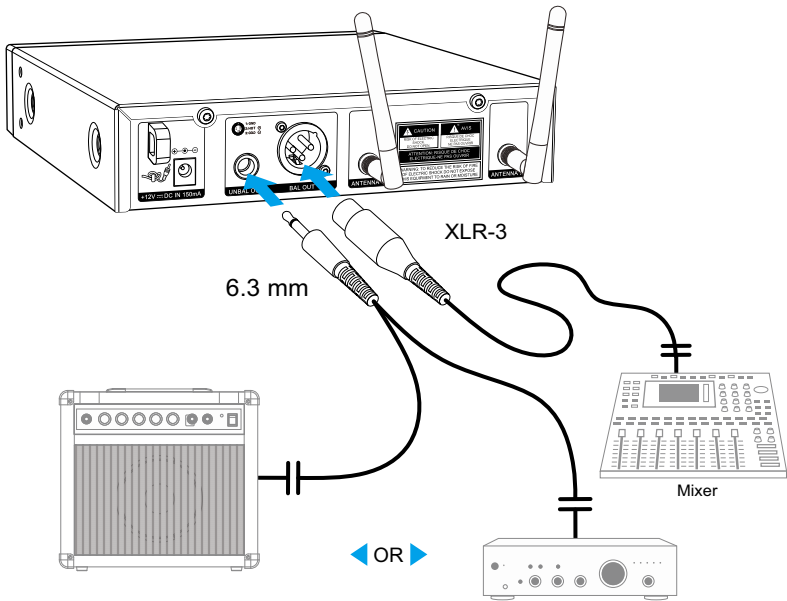


Connect the power adapter

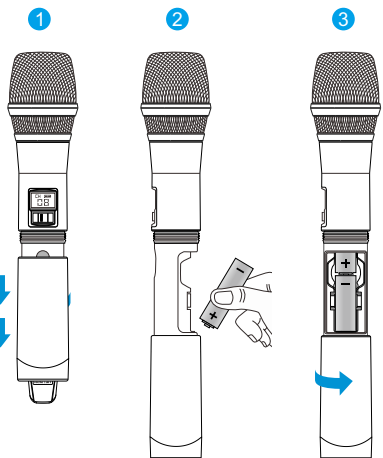


Use a power adapter that meets local regulatory requirements

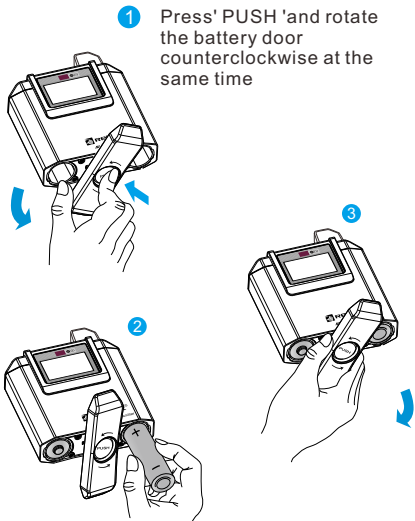
Connect audio output



Installation of transmitter battery

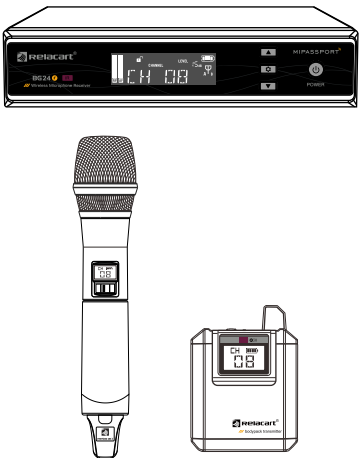


2 AA batteries (pay attention to polarity markings)

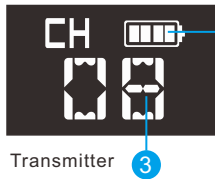
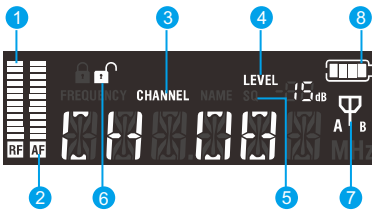


2 AA batteries (pay attention to polarity markings)

Display

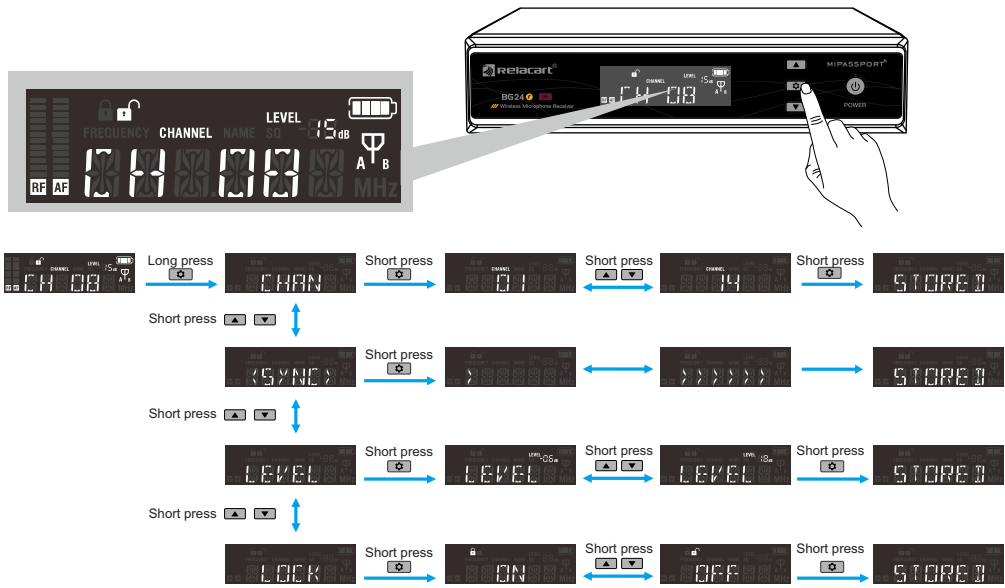


- 1 RF signal
- 2 Audio output signal
- 3 Channel
- 4 Volume level
- 5 Volume level value
- 6 Receiver keyboard lock

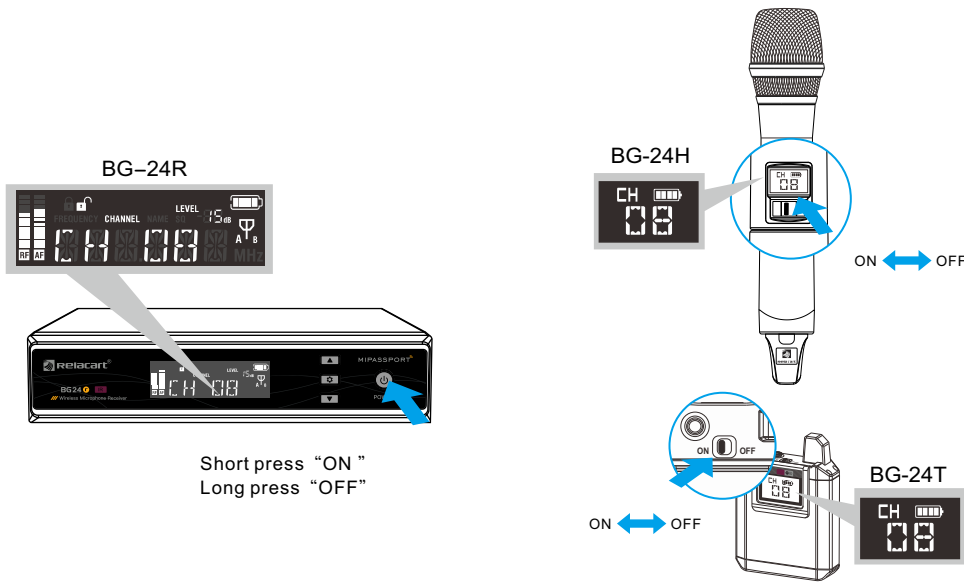


- 7 RF antenna status
- 8 Transmitter battery level

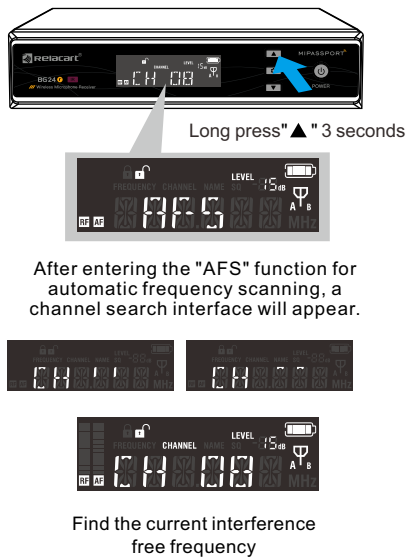
Operations



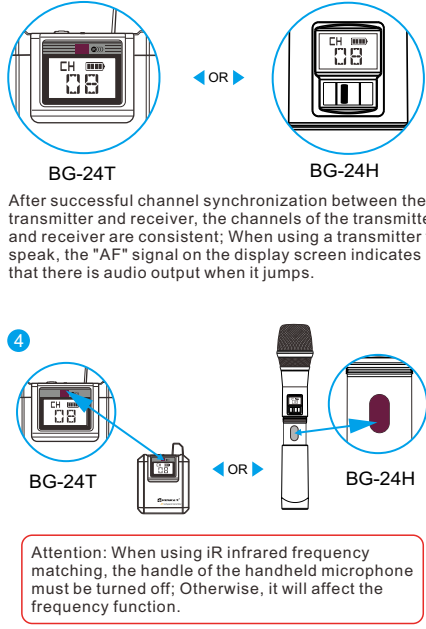
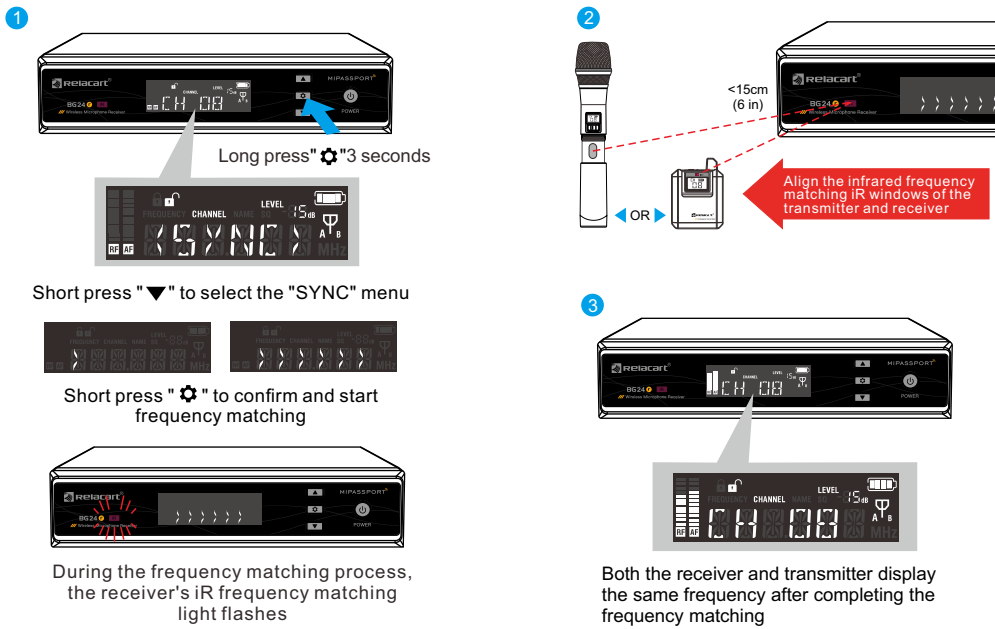
ON/OFF



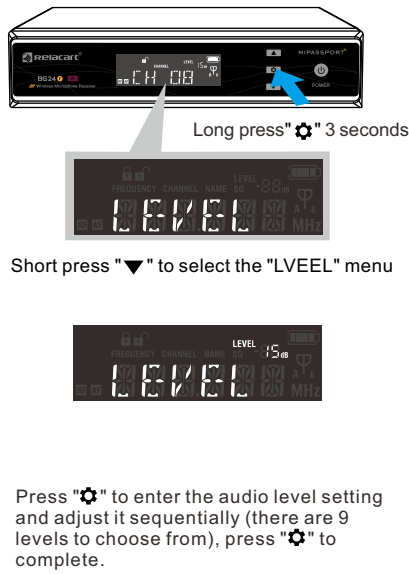
Automatic frequency search



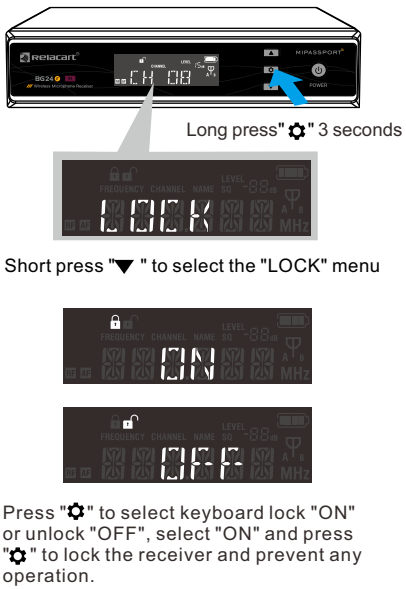
Synchronous frequency matching



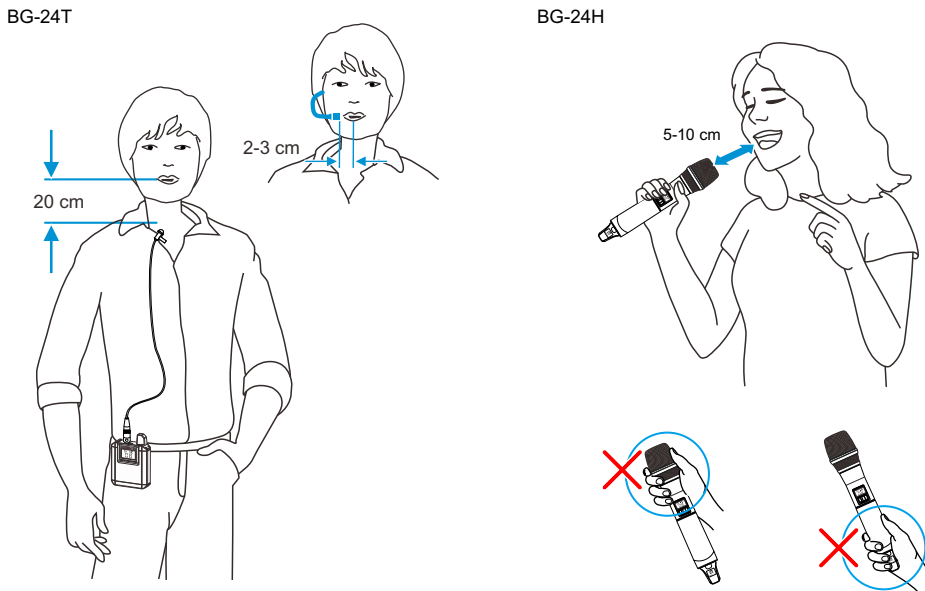
Audio output adjustment



Receiver key lock



Use of transmitter



specifications

Model: BG-24 Receiver

| |
|---|
| Receiving Channel: Single channel |
| Reception Method: Antenna diversity/frequency diversity |
| Audio format: Relacart proprietary digital audio format |
| Wireless Carrier Frequency: 2.4-2.48GHz |
| Compatible Channels: ≥ 14 |
| Display Channel: LCD |
| Effective Distance: 70 meters (open space) |
| Sampling: 24bit/48kHz |
| Encryption: AES-256 |
| Delay: ≤ 3.8ms |
| Dynamic Range: ≥ 110dB (A-weighted) |
| Frequency Response: 20Hz-20kHz |
| Comprehensive T.H.D.: <0.1% @ 1kHz (± 1dB) |
| System Gain Adjustment: (-18~18 dB) |
| Audio Output Interface: XLR-M/6.3mm |
| Power Supply: DC/12V |
| Current Load: ≤ 110mA |
| Dimensions(mm): 200 (L) x 200 (D) x 44 (H) |

Model: BG-24 Transmitter

| |
|---|
| Audio Format: Relacart proprietary digital audio format |
| Wireless carrier frequency: 2.4-2.48GHz |
| Transmission method: frequency diversity |
| Modulation method: GFSK |
| Transmission rate: 1Mbps |
| Sampling: 24bit/48kHz |
| Compatible channels: ≥ 14 |
| Display channel: OLED |
| Dynamic range: ≥ 110dB (A-weighted) |
| Frequency response: 20Hz-20kHz (± 1dB) |
| Sensitivity: ≤ -45dB |
| RF power: ≥ 50mW |
| Power supply: alkaline battery (AA) x 2 |
| Current load: 145mA (typical value) |
| Battery Life: ≥ 8 hours |
| Dimensions(mm): |
| Handheld microphone: 55 (Φ) x 269 (L) |
| Lavalier microphone : 65 (L) x 21.3 (W) x 75.5 (H) |



www.relacart.com



Product Manual